



Publications


Publications derived from the research unit


2022


Krome AK, Becker T, Kehraus S, Schiefer A, Gütschow M, Chaverra-Muñoz L, Hüttel S, Jansen R, Stadler M, Ehrens A, Pogorevc D, Müller R, Hübner MP, Hesterkamp T, Pfarr K, Hoerauf A, Wagner KG, König GM. Corallopyronin A: antimicrobial discovery to preclinical development. *Nat Prod Rep*. 2022 Jun 22. doi: 10.1039/d2np00012a. Epub ahead of print. PMID: 35730490. 


Benkel, T., Zimmermann, M., Zeiner, J. *et al.* How Carvedilol activates β_2 -adrenoceptors. *Nat Commun* **13**, 7109 (2022). <https://doi.org/10.1038/s41467-022-34765-w>. 

2021


Wirtz DA, Ludwig KC, Arts M, Marx CE, Krannich S, Barac P, Kehraus S, Josten M, Henrichfreise B, Müller A, König GM, Peoples AJ, Nitti A, Spoering AL, Ling LL, Lewis K, Crüsemann M, Schneider T. (2021) *Biosynthesis and Mechanism of Action of the Cell Wall Targeting Antibiotic Hypeptin*. *Angew Chem Int Ed Engl*. 60(24):13579-13586. doi: 10.1002/anie.202102224. Epub 2021 May 7. PMID: 33768646; PMCID: PMC8252469. 


Klöppel S, Richarz R, Wirtz DA, Vasenda N, König GM, Crüsemann M. (2021) *A Specialized Dehydrogenase Provides l-Phenyllactate for FR900359 Biosynthesis*. *Chembiochem*. doi: 10.1002/cbic.202100569. Epub ahead of print. PMID: 34846772. 


Schlegel JG, Tahoun M, Seidinger A, Voss JH, Kuschak M, Kehraus S, Schneider M, Matthey M, Fleischmann BK, König GM, Wenzel D, Müller CE. (2021) *Macrocyclic Gq Protein Inhibitors FR900359 and/or YM-254890-Fit for Translation?* *ACS Pharmacol Transl Sci*. doi: 10.1021/acsptsci.1c00021. PMID: 33860209; PMCID: PMC8033771. 


Hermes C, Richarz R, Wirtz DA, Patt J, Hanke W, Kehraus S, Voß JH, Küppers J, Ohbayashi T, Namasivayam V, Alenfelder J, Inoue A, Mergaert P, Gütschow M, Müller CE, Kostenis E, König GM, Crüsemann M. (2021) *Thioesterase-mediated side chain transesterification generates potent Gq signaling inhibitor FR900359*. *Nat Commun*. doi: 10.1038/s41467-020-20418-3. 

Hanke W, Patt J, Alenfelder J, Voss JH, Zdouc MM, Kehraus S, Kim JB, Grujičić GV, Namasivayam V, Reher R, Müller CE, Kostenis E, Crüsemann M, König GM. (2021) *Feature-Based Molecular*


Networking for the Targeted Identification of G_q-Inhibiting FR900359 Derivatives. **J Nat Prod.** doi: 10.1021/acs.jnatprod.1c00194. Epub 2021 Jul 1. PMID: 34197116. 


Voss JH, Nagel J, Rafahi M, Guixà-González R, Malfacini D, Patt J, Kehraus S, Inoue A, König GM, Kostenis E, Deupi X, Namasivayam V, Müller CE. (2021) *Unraveling binding mechanism and kinetics of macrocyclic G_{αq} protein inhibitors.* **Pharmacol Res.** doi: 10.1016/j.phrs.2021.105880. Epub 2021 Sep 17. PMID: 34506902. 


Hermes C, König GM, Crüsemann M. (2021) *The chromodepsins - chemistry, biology and biosynthesis of a selective G_q inhibitor natural product family.* **Nat Prod Rep.** doi: 10.1039/d1np00005e. Epub ahead of print. PMID: 33998635. 


Patt J, Alenfelder J, Pfeil EM, Voss JH, Merten N, Eryilmaz F, Heycke N, Rick U, Inoue A, Kehraus S, Deupi X, Müller CE, König GM, Crüsemann M, Kostenis E. (2021) *An experimental strategy to probe G_q contribution to signal transduction in living cells.* **J Biol Chem.** doi: <https://doi.org/10.1016/j.jbc.2021.100472> 

2020

Holze J, Bermudez M, Pfeil EM, Kauk M, Bödefeld T, Irmen M, Matera C, Dallanoce C, De Amici M, Holzgrabe U, König GM, Tränkle C, Wolber G, Schrage R, Mohr K, Hoffmann C, Kostenis E, Bock A. (2020) *Ligand-Specific Allosteric Coupling Controls G-Protein-Coupled Receptor Signaling.* **ACS Pharmacol Transl Sci.** 3(5):859-867. doi: 10.1021/acspsci.0c00069. PMID: 33073186; PMCID: PMC7551708. 


Pfeil EM, Brands J, Merten N, Vögtle T, Vescovo M, Rick U, Albrecht IM, Heycke N, Kawakami K, Ono Y, Ngako Kadji FM, Hiratsuka S, Aoki J, Häberlein F, Matthey M, Garg J, Hennen S, Jobin ML, Seier K, Calebiro D, Pfeifer A, Heinemann A, Wenzel D, König GM, Nieswandt B, Fleischmann BK, Inoue A, Simon K, Kostenis E. (2020) *Heterotrimeric G Protein Subunit Gαq Is a Master Switch for Gβγ-Mediated Calcium Mobilization by Gi-Coupled GPCRs.* **Mol Cell.** doi: 10.1016/j.molcel.2020.10.027. Epub 2020 Nov 16. PMID: 33202251. 


Kuschak M, Schlegel JG, Schneider M, Kehraus S, Voss JH, Seidinger A, Matthey M, Wenzel D, Fleischmann BK, König GM, Müller CE. (2020) *Sensitive LC-MS/MS Method for the Quantification of Macrocyclic Gαq Protein Inhibitors in Biological Samples.* **Front Chem.** doi: 10.3389/fchem.2020.00833. PMID: 33173765; PMCID: PMC7540253. 

Kuschak M, Namasivayam V, Rafahi M, Voss JH, Garg J, Schlegel JG, Abdelrahman A, Kehraus S, Reher R, Küppers J, Sylvester K, Hinz S, Matthey M, Wenzel D, Fleischmann BK, Pfeifer A, Inoue A, Gütschow M, König GM, Müller CE. (2020) *Cell-permeable high-affinity tracers for G_q proteins provide structural insights, reveal distinct binding kinetics and identify small molecule inhibitors.* **Br J Pharmacol.** doi: 10.1111/bph.14960. Epub 2020 Feb 11. PMID: 31881095; PMCID: PMC7070167. 


2019

Annala S, Feng X, Shridhar N, Eryilmaz F, Patt J, Yang J, Pfeil EM, Cervantes-Villagrana RD, Inoue A, Häberlein F, Slodczyk T, Reher R, Kehraus S, Monteleone S, Schrage R, Heycke N, Rick U, Engel S, Pfeifer A, Kolb P, König G, Bünemann M, Tüting T, Vázquez-Prado J, Gutkind JS, Gaffal E, Kostenis E (2019) *Direct targeting of Gαq and Gα11 oncoproteins in cancer cells* **Sci.**

Signal. doi: 10.1126/scisignal.aau5948 


Malfacini D, Patt J, Annala S, Harpsøe K, Eryilmaz F, Reher R, Crüseemann M, Hanke W, Zhang H, Tietze D, Gloriam DE, Bräuner-Osborne H, Strømgaard K, König GM, Inoue A, Gomeza J, Kostenis E. (2019) *Rational design of a heterotrimeric G protein α subunit with artificial inhibitor sensitivity.* **J Biol Chem.** doi: 10.1074/jbc.RA118.007250 


Tietze D, Kaufmann D, Tietze AA, Voll A, Reher R, Koenig GM, Hausch F. (2019) *Structural and dynamical basis of G protein inhibition by YM-254890 and FR900359: an inhibitor in action.* **J**


Chem Inf Model. doi: 10.1021/acs.jcim.9b00433 

2018

Gutkind JS, Kostenis E. (2018) *Arrestins as rheostats of GPCR signaling.*, **Nat Rev Mol Cell Biol**,

doi: 10.1038/s41580-018-0041-y. 

Imhof D, Reher R, Kühl T, Annala S, Benkel T, Kaufmann D, Nubbemeyer B, Odhiambo JP, Heimer P, Bäuml CA, Kehraus S, Crüseemann M, Kostenis E, Tietze D, König GM. (2018) *Deciphering specificity determinants for FR900359-derived Gαq inhibitors based on computational and structure-activity studies.* **ChemMedChem** doi: 10.1002/cmdc.201800304 


Grundmann M, Merten N, Malfacini D, Inoue A, Preis P, Simon K, Rüttiger N, Ziegler N, Benkel T, Schmitt NK, Ishida S, Müller I, Reher R, Kawakami K, Inoue A, Rick U, Kühl T, Imhof D, Aoki J, König GM, Hoffmann C, Gomeza J, Wess J, Kostenis E (2018) *Lack of beta-arrestin signaling in the absence of active G proteins*, **Nat Commun**, doi:10.1038/s41467-017-02661-3 

Reher R, Kuschak M, Heycke N, Annala S, Kehraus S, Dai HF, Müller CE, Kostenis E, König GM, Crüseemann M. (2018) *Applying Molecular Networking for the Detection of Natural Sources and Analogues of the Selective Gq Protein Inhibitor FR900359.* **J Nat Prod.** doi:

10.1021/acs.jnatprod.8b00222 

2017

Crüsemann M, Reher R, Schamari I, Brachmann AO, Ohbayashi T, Kuschak M, Malfacini D, Seidinger A, Pinto-Carbó M, Richarz R, Reuter T, Kehraus S, Hallab A, Attwood M, Schiöth HB, Mergaert P, Kikuchi Y, Schäberle TF, Kostenis E, Wenzel D, Müller CE, Piel J, Carlier A, Eberl L, König GM. (2017) *Heterologous Expression, Biosynthetic Studies, and Ecological Function of the Selective Gq-Signaling Inhibitor FR900359*. **Angew Chem Int Ed Engl.** 57(3):836-840. doi:


10.1002/anie.201707996. Epub 2017 Dec 20. PMID: 29194875. 

Matthey M, Roberts R, Seidinger A, Simon A, Schröder R, Kuschak M, Annala S, König GM, Müller CE, Hall IP, Kostenis E, Fleischmann BK, Wenzel D (2017) *Targeted inhibition of Gq signaling induces airway relaxation in mouse models of asthma*, **Sci Transl Med.**, 2, 407, doi:10.1126/scitranslmed.aag2288




2016

Küppers J, Schulz-Fincke AC, Palus J, Giurg M, Skarżewski J and Gütschow M (2016) *Convergent synthesis of two fluorescent Ebselen-coumarin heterodimers*, **Pharmaceuticals**, 9, 43,

doi:10.3390/ph9030043 

Klepac K, Kilic A, Gnad T, Brown LM, Herrmann B, Wildermann A, Balkow A, Glöde A, Simon K, Lidell ME, Betz MJ, Enerbäck S, Wess J, Freichel M, Blüher M, König G, Kostenis E, Insel PA and Pfeifer A (2016) *The Gq signalling pathway inhibits brown and beige adipose tissue*, **Nat.**

Commun., 7, 10895, doi: 10.1038/ncomms10895 

2015


Schrage R, Schmitz AL, Gaffal E, Annala S, Kehraus S, Wenzel D, Büllsbach KM, Bals T, Inoue A, Shinjo Y, Galandrin S, Shridhar N, Hesse M, Grundmann M, Merten N, Charpentier TH, Martz M, Butcher AJ, Slodczyk T, Armando S, Effer M, Namkung Y, Jenkins L, Horn V, Stößel A, Dargatz H, Tietze D, Imhof D, Galés C, Drewke C, Müller CE, Hölzel M, Milligan G, Tobin AB, Gomeza J, Dohlmann HG, Sondek J, Harden K, Bouvier M, Laporte SA, Aoki J, Fleischmann BK, Mohr K, König GM, Tüting T and Kostenis E (2015) *The experimental power of FR900359 to study Gq-*


regulated biological processes, **Nat. Commun.**, 6, 10156, doi: 10.1038/ncomms10156 


Publications derived from national and international collaborations:


Drube J, Haider RS, Matthees ESF, Reichel M, Zeiner J, Fritzwanker S, Ziegler C, Barz S, Klement L, Filor J, Weitzel V, Kliewer A, Miess-Tanneberg E, Kostenis E, Schulz S, Hoffmann C. GPCR kinase knockout cells reveal the impact of individual GRKs on arrestin binding and GPCR regulation. **Nat Commun.** 2022 Jan 27;13(1):540. doi: 10.1038/s41467-022-28152-8. PMID:


35087057; PMCID: PMC8795447. 


Wagdi A, Malan D, Sathyanarayanan U, Beauchamp JS, Vogt M, Zipf D, Beiert T, Mansuroglu B, Dusend V, Meininghaus M, Schneider L, Kalthof B, Wiegert JS, König GM, Kostenis E, Patejdl R, Sasse P, Bruegmann T. (2022) *Selective optogenetic control of G_q signaling using human Neuropsin*. **Nat Commun.** 13(1):1765. doi: 10.1038/s41467-022-29265-w. PMID: 35365606. 


Kimura T, Pydi SP, Wang L, Haspula D, Cui Y, Lu H, König GM, Kostenis E, Steinberg GR, Gavrilova O, Wess J. (2022) *Adipocyte G_q signaling is a regulator of glucose and lipid homeostasis in mice*. **Nat Commun.** 13(1):1652. doi: 10.1038/s41467-022-29231-6. PMID: 35351896. 


Kolb P, Kenakin T, Alexander SPH, Bermudez M, Bohn LM, Breinholt CS, Bouvier M, Hill SJ, Kostenis E, Martemyanov KA, Neubig RR, Onaran HO, Rajagopal S, Roth BL, Selent J, Shukla AK, Sommer ME, Gloriam DE. (2022) *Community guidelines for GPCR ligand bias: IUPHAR review 32*. **Br J Pharmacol.** doi: 10.1111/bph.15811. Epub ahead of print. PMID: 35106752. 


Liu L, Dattaroy D, Simpson KF, Barella LF, Cui Y, Xiong Y, Jin J, König GM, Kostenis E, Roman JC, Kaestner KH, Doliba NM, Wess J. (2021) *G_q signaling in a cells is critical for maintaining euglycemia*. **JCI Insight.** 6(24):e152852. doi: 10.1172/jci.insight.152852. PMID: 34752420; PMCID: PMC8783673. 


Wright SC, Cañizal MCA, Benkel T, Simon K, Le Gouill C, Matricon P, Namkung Y, Lukasheva V, König GM, Laporte SA, Carlsson J, Kostenis E, Bouvier M, Schulte G, Hoffmann C. (2021) *FZD₅ is a G_{αq}-coupled receptor that exhibits the functional hallmarks of prototypical GPCRs*. **Sci Signal.** 11(559):eaar5536. doi: 10.1126/scisignal.aar5536. PMID: 30514810. 


Palmer CB, Meyrath M, Canals M, Kostenis E, Chevigné A, Szpakowska M. Atypical opioid receptors: unconventional biology and therapeutic opportunities. *Pharmacol Ther.* 2022 May;233:108014. doi: 10.1016/j.pharmthera.2021.108014. Epub 2021 Oct 5. PMID: 34624426. 

Lorza-Gil E, Kaiser G, Rexen Ulven E, König GM, Gerst F, Oquendo MB, Birkenfeld AL, Häring HU, Kostenis E, Ulven T, Ullrich S. (2021) *FFA2-, but not FFA3-agonists inhibit GSIS of human pseudoislets: a comparative study with mouse islets and rat INS-1E cells*. **Sci Rep.** 5;10(1):16497. doi: 10.1038/s41598-020-73467-5. PMID: 33020504; PMCID: PMC7536384. 


Meyrath M, Szpakowska M, Zeiner J, Massotte L, Merz MP, Benkel T, Simon K, Ohnmacht J, Turner JD, Krüger R, Seutin V, Ollert M, Kostenis E, Chevigné A. (2021) *The atypical chemokine receptor ACKR3/CXCR7 is a broad-spectrum scavenger for opioid peptides*. **Nat Commun.** 11(1):3033. doi: 10.1038/s41467-020-16664-0. PMID: 32561830; PMCID: PMC7305236. 


Küppers J, Benkel T, Annala S, Kimura K, Reinelt L, Fleischmann BK, Kostenis E, Gütschow M. (2021) *Tetrahydroimidazo[1,2-a]pyrazine Derivatives: Synthesis and Evaluation as $G\alpha_q$ -Protein Ligands*. **Chemistry**. 26(55):12615-12623. doi: 10.1002/chem.202001446. Epub 2020 Sep 7. PMID: 32428383; PMCID: PMC7590114. 


Gröper J, König GM, Kostenis E, Gerke V, Raabe CA, Rescher U. (2021) *Exploring Biased Agonism at FPR1 as a Means to Encode Danger Sensing*. **Cells**. 9(4):1054. doi: 10.3390/cells9041054. PMID: 32340221; PMCID: PMC7226602. 


White AD, Jean-Alphonse FG, Fang F, Peña KA, Liu S, König GM, Inoue A, Aslanoglou D, Gellman SH, Kostenis E, Xiao K, Vilardaga JP. (2021) *$G_{q/11}$ -dependent regulation of endosomal cAMP generation by parathyroid hormone class B GPCR*. **Proc Natl Acad Sci U S A**. 117(13):7455-7460. doi: 10.1073/pnas.1918158117. Epub 2020 Mar 17. PMID: 32184323; PMCID: PMC7132270. 


2

Küppers J, Benkel T, Annala S, Schnakenburg G, Kostenis E, Gütschow M. (2021) *BIM-46174 fragments as potential ligands of G proteins*. **Medchemcomm**. 10(10):1838-1843. doi: 10.1039/c9md00269c. PMID: 32180917; PMCID: PMC7053702. 

Floeser A, Becker K, Kostenis E, König G, Krasel C, Kolb P, Buenemann M. (2021) *Disentangling bias between G_q , GRK2, and arrestin3 recruitment to the M_3 muscarinic acetylcholine receptor*. **Elife**. 10:e58442. doi: 10.7554/eLife.58442. PMID: 34851820. 

Longden TA, Mughal A, Hennig GW, Harraz OF, Shui B, Lee FK, Lee JC, Reining S, Kotlikoff MI, König GM, Kostenis E, Hill-Eubanks D, Nelson MT. (2021) *Local IP_3 receptor-mediated Ca^{2+} signals compound to direct blood flow in brain capillaries*. **Sci Adv**. doi: 10.1126/sciadv.abh0101. PMID: 34290098. 

Wenzel J, Hansen CE, Bettoni C, Vogt MA, Lembrich B, Natsagdorj R, Huber G, Brands J, Schmidt K, Assmann JC, Stölting I, Saar K, Sedlacik J, Fiehler J, Ludewig P, Wegmann M, Feller N, Richter M, Müller-Fielitz H, Walther T, König GM, Kostenis E, Raasch W, Hübner N, Gass P, Offermanns S, de Wit C, Wagner CA, Schwaninger M. (2020) *Impaired endothelium-mediated cerebrovascular reactivity promotes anxiety and respiration disorders in mice*. **Proc Natl Acad Sci U S A**. doi: 10.1073/pnas.1907467117. 

Boesgaard MW, Harpsøe K, Malmberg M, Underwood CR, Inoue A, Mathiesen JM, König GM, Kostenis E, Gloriam DE, Bräuner-Osborne H. (2020) *Delineation of molecular determinants for FR900359 inhibition of $G_{q/11}$ unlocks inhibition of $G\alpha_s$* . **J Biol Chem**. 295(40):13850-13861. doi: 10.1074/jbc.RA120.013002. Epub 2020 Aug 4. PMID: 32753482; PMCID: PMC7535923. 

Coombs C, Georgantzoglou A, Walker HA, [Patt J](#), [Merten N](#), Poplimont H, Busch-Nentwich EM, Williams S, Kotsi C, [Kostenis E](#), Sarris M. (2019) *Chemokine receptor trafficking coordinates neutrophil clustering and dispersal at wounds in zebrafish*. **Nat Commun**. doi: 10.1038/s41467-019-13107-3.



Ebner JK, [König GM](#), [Kostenis E](#), Siegert P, Aktories K, Orth JHC. (2019) *Activation of Gq signaling by Pasteurella multocida toxin inhibits the osteoblastogenic-like actions of Activin A in C2C12 myoblasts, a cell model of fibrodysplasia ossificans progressiva*. **Bone**. doi:

10.1016/j.bone.2019.07.031



Kienitz MC, Niemeyer A, [König GM](#), [Kostenis E](#), Pott L, Rinne A. (2019) *Biased signaling of Ca²⁺-sensing receptors in cardiac myocytes regulates GIRK channel activity*. **J Mol Cell Cardiol**. doi:

10.1016/j.yjmcc.2019.03.022



Feng X, Arang N, Rigracciolo DC, Lee JS, Yeerna H, Wang Z, Lubrano S, Kishore A, Pachter JA, [König GM](#), Maggiolini M, [Kostenis E](#), Schlaepfer DD, Tamayo P, Chen Q, Ruppin E, Gutkind JS. (2019) *A Platform of Synthetic Lethal Gene Interaction Networks Reveals that the GNAQ Uveal Melanoma Oncogene Controls the Hippo Pathway through FAK*. **Cancer Cell**. doi:

10.1016/j.ccell.2019.01.009



Murat S, Bigot M, Chapron J, König GM, Kostenis E, Battaglia G, Nicoletti F, Bourinet E, Bockaert J, Marin P, Vandermoere F. (2018) 5-HT_{2A} receptor-dependent phosphorylation of mGlu₂ receptor at Serine 843 promotes mGlu₂receptor-operated G_{i/o} signaling. **Mol Psychiatry** doi:

10.1038/s41380-018-0069-6



Nimmagadda SC, Frey S, Edelmann B, Hellmich C, Zaitseva L, König GM, Kostenis E, Bowles KM, Fischer T. (2018) *Bruton's tyrosine kinase and RAC1 promote cell survival in MLL-rearranged acute myeloid leukemia*. **Leukemia**. 32(3):846-849. doi: 10.1038/leu.2017.324. Epub 2017 Nov 7.

PMID: 29109446; PMCID: PMC5843904.





Klose CSN, Mahlaköiv T, Moeller JB, Rankin LC, Flamar AL, Kabata H, Monticelli LA, Moriyama S, Putzel GG, Rakhilin N, Shen X, Kostenis E, König GM, Senda T, Carpenter D, Farber DL, Artis D. (2017) *The neuropeptide neuromedin U stimulates innate lymphoid cells and type 2 inflammation*. **Nature**. 549(7671):282-286. doi: 10.1038/nature23676. Epub 2017 Sep 6. PMID: 28869965;


PMCID: PMC6066372.





Holdfeldt A, Dahlstrand Rudin A, Gabl M, Rajabkhani Z, König GM, Kostenis E, Dahlgren C, Forsman H. (2017) *Reactivation of Gai-coupled formyl peptide receptors is inhibited by Gαq-selective inhibitors when induced by signals generated by the platelet-activating factor receptor*. **J**


Leukoc Biol. 102(3):871-880. doi: 10.1189/jlb.2A0317-086RR. Epub 2017 Jul 31. PMID: 28760822. 


Brüser A, Zimmermann A, Crews BC, Sliwoski G, Meiler J, König GM, Kostenis E, Lede V, Marnett LJ and Schöneberg T (2017) *Prostaglandin E2 glyceryl ester is an endogenous agonist of the nucleotide receptor P2Y₆*, **Sci. Rep.**, 7, 2380, doi:10.1038/s41598-017-02414-8 


Kanarak AM, Wagner A, Küppers J, Gütschow M, Postina R and Kojro E (2017) Crosstalk between angiotensin and the nonamyloidogenic pathway of Alzheimer's amyloid precursor protein, **FEBS J**, 284, 742, doi: 10.1111/febs.14015 

Canton J, Schlam D, Breuer C, Gütschow M, Glogauer M, Grinstein S (2016) *Calcium-sensing receptors signal constitutive macropinocytosis and facilitate the uptake of NOD2 ligands in macrophages*, **Nat. Commun.**, 7, 11284, doi: 10.1038/ncomms11284 

Bolognini D, Moss CE, Nilsson K, Petersson AU, Donnelly I, Sergeev E, König GM, Kostenis E, Kurowska-Stolarska M, Miller A, Dekker N, Tobin AB, Milligan G (2016) *A novel allosteric activator of free fatty acid 2 receptor displays unique Gi-functional bias*, **J Biol Chem.**, 291(36), 18915-32, doi: 10.1074/jbc.M116.736157 

Chang GW, Hsiao CC, Peng YM, Vieira Braga FA, Kragten NA, Remmerswaal EB, van de Garde MD, Straussberg R, König GM, Kostenis E, Knäuper V, Meyaard L, van Lier RA, van Gisbergen KP, Lin HH, Hamann J (2016) *The adhesion G protein-coupled receptor GPR56/ADGRG1 is an inhibitory receptor on human NK cells*, **Cell Rep.**, 15(8), 1757-70, doi: 10.1016/j.celrep.2016.04.053 

Bradley SJ K, Wiegmann CH, Iglesias MM, Kong KC, Butcher AJ, Plouffe B, Goupil E, Bourgognon JM, Macedo-Hatch T, LeGouill C, Russel K, Laporte SA, König GM, Kostenis E, Bouvier M, Chung KF, Amrani Y and Tobin AB (2016) *Mapping physiological G protein-coupled receptor signaling pathways reveals a role for receptor phosphorylation in airway contraction*, **PNAS**, 113(16), 4524-29 doi: 10.1073/pnas.1521706113 

Carlier A, Fehr L, Pinto-Carbó M, Schäberle T, Reher R, Dessein S, König G, Eberl L. (2016) *The genome analysis of Candidatus Burkholderia crenata reveals that secondary metabolism may be a key function of the Ardisia crenata leaf nodule symbiosis*. **Environ Microbiol.** 18(8):2507-22. doi: 10.1111/1462-2920.13184. Epub 2016 Jan 21. PMID: 26663534. 

Links

1. <https://www.for2372.uni-bonn.de/author/lvogel>
2. <https://www.ncbi.nlm.nih.gov/pmc/articles/PMC8252469/>
3. <http://dx.doi.org/10.1038%2Fncomms11284>
4. <http://dx.doi.org/10.1016/j.celrep.2016.04.053>